



## WORKING SAFELY WITH ELECTRICITY.

Solid rubber: A material with expertise. This material offers excellent weather-, UV- and ozone-resistance, a high degree of energy absorbent damping, good resistance to acids and a high capacity for electrical insulation. These features make the GIFA5 wall distributors a great long-term choice in electrical installations for anybody.

General	16
Small distributors	18
Wall-mounted distributors	19
Plastic hanging distributor	26
Automated unit protective caps	27
System safety switches	28
Terminal distributors	29
Surface mounted distributors V2A	32
Application cases	34

## Properties

### Solid rubber, wall-mounted distributors

#### The advantages of GIFAS distributors

- various advantages of solid rubber materials
- all external metal parts are made of rustproof material
- Fuse elements protected by impact-resistant special coverings
- VA, double anchor screws with stainless brass press-in sockets are inserted into the housing
- service-friendly construction, as all parts are individually changeable
- Protection category up to IP65
- self-extinguishing and hard to combust
- from series 7,200, all distributors have terminal blocks as standard
- comply with all basic requirements for equipment of category 2 "K 2"
- checked electrically by the manufacturer



#### Housing material, housings versions

The solid rubber housings may be delivered in various housing measurements. In addition to the standard housings, for special applications, housing variants are available with the preferred tops. According to the customer's wishes, special, individual top solutions can be implemented.



#### Cable inlet

Cable inlets are manufactured on a project-specific basis, dependent on the number and cross-section of the intended connection lines. Bore holes in the corresponding places are provided for this and the PG glands are mounted for supply from above or below.



#### Wall mounting

The solid rubber distributors, by means of the internal fastening points (sealed from within by the manufacturer), may be mounted straight onto the wall. Or, according to the version, mounting via C rails or retaining tabs is a possibility.



#### Solid rubber housing sealing

On grounds of the material's properties, as well as the high wall thickness, no condensation accumulates in the solid rubber distributors. A ventilation recess is not required.



#### Base frame

As a option for wall-mounting, various standard solutions are available. As a simple stand solutions, we offer a galvanised collapsible stand. For high-value stand solutions and higher loads in outdoor use, as an option, robust T stands in various material finishes are available.



#### Equipment

The electrical components can be built in flexibly to the front side or in the side walls. According to the housing shape and size, various distributor units are available.

## Properties

### Stainless steel, wall-mounted distributors

With our electricity distribution cabinets, combined with assemblies of switchgear and control gear made of solid rubber as housing for the electronic components, you get reliable electricity distribution.

safety. In this, we also offer, in addition to our standard range, individual solutions concerning measurements, socket equipment and protection, as well those materials being used.

We lay great emphasis on mechanically stable versions and electrical



#### Housing material, housings versions

The lockable stainless steel housings may be delivered in various materials. In addition to the standard housings (V2A), V4A variants are available. For special applications, housing variants with slanted tops and special seals, as well as surface finishes for the food industry are available.



#### Cable inlet

The cable inlets are manufactured on a project-specific basis, dependent on the number and cross-section of the intended connection lines.



#### Wall mounting

With the supplied wall mounting brackets, the stainless steel housing may be mounted straight onto the wall (surface-mounted).



#### Sealing

In grounds of the material's properties, it is meaningful to provide ventilation from lateral sunlight for the housings, in order to minimise condensation build-up. For particularly low ambient temperatures, the use of a PTC regulated heating element is recommended.



#### Base frame

Optional for wall-mounting are also high-value stand solutions, suitable for outdoor use, are available. Suitable for the housing measurements are optionally also robust T stands in a stainless steel version (V2A) are available.



#### Equipment

To secure Protection Class SK II, in the stainless steel housings are additionally solid rubber distributors for the equipment of project-specific components. In this way, all the advantages of a solid rubber distributor are combined with the particular characteristics of a modern stainless steel housing.

# Small distributors

Seriesn 1212 / 1400 / 1800 / 2500



Item no. 209845

Item no.	Symbole Output	Output	Input	Cable / personal protection
----------	-------------------	--------	-------	--------------------------------

**Series 1212 / 125x125x76mm Weight 1,5kg Protection category IP54**

Assembly variants



209845		2 Protection contact 230V	1 KV M20 from above	
248912		2 Protection contact 230V	1 KV M20 from below	

**Series 1400 / 78x290x91mm Weight 2kg Protection category IP54**

Assembly variants



244306		2 Protection contact 230V	1 KV M20	RCCB 25/0.03A 2p.
268782		3 Protection contact 230V	1 KV M20	
211611		4 Protection contact 230V	1 KV M20	
278634		3 CEE 3x16A/230V	1 KV M20	



Item no. 211611



Item no. 286052

**Series 1616 / 160x90x160mm Weight 3kg Protection category IP54**

Assembly variants



286052		2 Protection contact 230V 2xRJ45 Hängeverteiler	1 KV M20 from above 1 KV M16 from above	RCCB 25/0.03A 2p.
--------	--	--	--	-------------------

**Series 1800 / 184x92x52mm Weight 2kg Protection category IP54**

Assembly variants



113513		3 Protection contact 230V	1 KV M20 from above	
252815		3 Protection contact 230V	1 KV M20 from below	
118330		3 Protection contact 230V	1 KV M20 from left	
230030		3 Protection contact 230V	2 KV M20 laterally	



Item no. 118330

**Series 2500 / 110x79x110mm Weight 1,5kg Protection category IP54**

Assembly variants



101659		4 Protection contact 230V Hanging distributor	1 KV M20 from above	Pre-fusing max. 16A
109658		1 CEE 5x16A/400V 3 Protection contact 230V Hanging distributor	1 KV M20 from above	Pre-fusing max. 16A
111943		4 Protection contact 230V 1 Coupling 1/2" Compressed air	1 KV M20 from above 1 Compressed air supply from above	



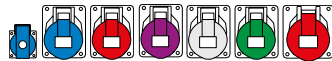
Item no. 111943

**Seriesn 2516 / 3800 / 7200**

Item no.	Symbole Output	Output	Input	Cable / personal protection
----------	-------------------	--------	-------	--------------------------------

**Series 2516 / 160x250x90mm Weight 1,7-4kg Protection category IP54**

Assembly variants



209346		8 Protection contact 230V	1 KV M20 from above	
208873		1 CEE 5x16A/400V 3 Protection contact 230V	1 KV M25 from above	Pre-fusing max. 16A
235857		1 CEE 5x32A/400V 2 Protection contact 230V	1 KV M25 from below 1 KV M20 from below	
270747		2 CEE 5x16A/400V	1 KV M25 from below	



Item no. 208873

**Series 3800 / 250x360x132mm Weight 5-8kg Protection category IP54**

Assembly variants



280770		1 CEE 5x16A/400V 2 protective contact 1 emergency stop button 2 labor bushing for 24 VDC	1 KV M20 from above 2 KV M16 from above	1 MCB 16A.3PC 2 MCB 16A.1PC 1 RCCB 25/0.01A 4p
269216		5 CEE 4x32A/>50V 10h, 100-300Hz	1 KV M25 from above	



Item no. 280770

**Series 7200 / 160x280x132mm Weight 5-8kg Protection category IP54**

Assembly variants



211513		3 Protection contact 230V	1 KV M20 from below	3 LS 16A.1PB 1 FI 25/0,03A 4p
250837		2 CEE 2x16A/42V	2 KV M25 from below	Neozed 16A
211452		1 CEE 5x32A/400V	1 KV M25 from above	1 LS 32A.3PC 1 FI 40/0,03A 4p
211900		1 CEE 5x32A/400V 2 Protection contact 230V <sup>1)</sup>	1 KV M25 from above	no fuse 2 MCB 16A.1PB 1 RCCB 40/0.03A 4p
280140		1 CEE 4x16A/400V 1 main control switch 16A	2 KV M20 from above	no fuse

<sup>1)</sup>Schutzkontaktsteckdosen seitlich links und rechts angeordnet


Item no. 211452

Tailored, customised equipment according to choice.



# Wall-mounted distributors

## Seriesn 7300



Item no. 280266



Item no. 277670

Item no.	Symbole Output	Output	Input	Cable / personal protection
----------	-------------------	--------	-------	--------------------------------

Series 7300 / 200x350x132mm Weight 7-10kg Protection category IP54

Assembly variants



294961		2 Protection contact 230V	1 KV M40 from below	2 MCB 16A.1PB 1 RCCB 40/0,03A 4p
210766		4 Protection contact 230V	1 KV M20 from above	2 MCB 16A.1PB 1 RCCB 25/0,03A 4p
285538		4 Protection contact 230V	1 KV M32 from below	4 MCB 16A.1PB 1 RCCB 25/0,03A 4p
268449		4 Protection contact 230V	1 KV M16 from below 1 KV M20 from below	1 RCCB 25/0,03A 4p
210011		1 CEE 3x16A/230V 2 Protection contact 230V	1 KV M25 from above	3 MCB 16A.1PB 1 RCCB 25/0,03A 4p
280266		4 CEE 3x16A/230V	2 KV M32 from above	4 MCB 16A.1PB 1 RCCB 40/0,03A 4p
230439		1 CEE 5x16A/400V 2 Protection contact 230V	1 KV M25 from above	1 MCB 16A.3PC 2 MCB 16A.1PB
260931		1 CEE 5x16A/400V 2 Protection contact 230V	1 KV M25 from below	1 MCB 16A.3PC 2 MCB 16A.1PB 1 RCCB 40/0,03A 4p
240425		1 CEE 5x16A/400V 2 Protection contact 230V	2 KV M25 from below	1 MCB 16A.3PC 2 MCB 16A.1PB 1 RCCB 40/0,03A 4p
295386		1 CEE 5x16A/400V 2 Protection contact 230V	1 KV M25 from below 1 BV M25 from above	1 MCB 16A.3PC 1 RCCB/MCB 16/0,03A.2PC 1 RCCB 40/0,03A 4p
236545		1 CEE 5x16A/400V 2 Protection contact 230V	1 KV M32 from below	1 MCB 16A.3PC 2 MCB 16A.1PB 1 RCCB 40/0,03A 4p
249773		1 CEE 5x16A/400V 2 Protection contact 230V	1 KV M32 from below	1 MCB 16A.3PC 2 MCB 16A.1PB 1 RCCB 40/0,03A 4p
238138		1 CEE 5x16A/400V 3 Protection contact 230V	1 KV M32 from below	1 MCB 16A.3PC 2 MCB 16A.1PB 1 RCCB 40/0,03A 4p
277670		1 CEE 5x16A/400V 3 Protection contact 230V	1 KV M25 from below 1 BV M25 from above	1 MCB 16A.3PC 2 MCB 16A.1PB 1 RCCB 40/0,03A 4p
210084		1 CEE 5x32A/400V 2 Protection contact 230V	1 KV M25 from above	1 MCB 32A.3PC 2 MCB 16A.1PB 1 RCCB 40/0,03A 4p
294666		1 CEE 5x32A/400V 2 Protection contact 230V	1 KV M25 from above	CEE no fuse 2 MCB 16A.1PB 1 RCCB 40/0,03A 4p
286530		1 CEE 5x32A/400V 2 Protection contact 230V	1 KV M25 from above	2 MCB 16A.2PB 1 RCCB 40/0,03A 4p

TOP !

TOP !

TOP !

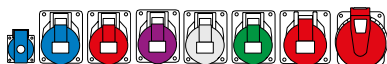
Tailored, customised equipment according to choice.

**Series 7400**

Item no.	Symbol Output	Output	Input	Cable / personal protection
----------	------------------	--------	-------	--------------------------------

**Series 7400 / 265x370x132mm Weight 8-12kg Protection category IP54**

Assembly variants



233521		6 Protection contact 230V	2 KV M25 from below	6 MCB 16A.1PB 1 RCCB 40/0.03A 4p
277477		1 CEE 5x16A/400V 3 Protection contact 230V	2 KV M40 from above	1 MCB 16A.3PC 3 MCB 16A.1PC 1 RCCB 40/0.03A 4p
280077		1 CEE 5x16A/400V 4 Protection contact 230V	1 KV M32 from below	1 MCB 16A.3PC 4 MCB 16A.1PB 1 RCCB 63/0.03A 4p
204282		2 CEE 5x16A/400V 3 Protection contact 230V	2 KV M32 from below	2 MCB 16A.3PC 3 MCB 16A.1PB 1 RCCB 63/0.03A 4p
246981		1 CEE 5x32A/400V 1 CEE 5x16A/400V 2 Protection contact 230V	1 KV M32 from below	1 MCB 32A.3PC 1 MCB 16A.3PC 2 MCB 16A.1PB 1 RCCB 40/0.03A 4p
201899		1 CEE 5x32A/400V 1 CEE 5x16A/400V 2 Protection contact 230V	1 KV M32 from below	1 MCB 32A.3PC 1 MCB 16A.1PC 2 MCB 16A.1PC 1 RCCB 40/0.03A 4p
234690		2 CEE 5x32A/400V 3 Protection contact 230V	1 KV M32 from below	2 MCB 32A.3PC 3 MCB 16A.1PB
232328		1 CEE 5x32A/400V 1 CEE 5x16A/400V 3 Protection contact 230V	1 KV M32 from below	1 MCB 32A. 3PC 1 MCB 16A. 3PC 3 MCB 16A. 3PC
200147		1 CEE 5x32A/400V 1 CEE 5x16A/400V 3 Protection contact 230V	1 KV M32 from below	1 MCB 32A. 3PC 1 MCB 16A. 3PC 3 MCB 16A. 1PB 1 RCCB 40/0.03A 4p
201515		1 CEE 5x32A/400V 1 CEE 5x16A/400V 3 Protection contact 230V	1 KV M32 from below 1 KV M32 from above	1 MCB 32A. 3PC 1 MCB 16A. 3PC 3 MCB 16A. 1PB 1 RCCB 40/0.03A 4p
279057		1 CEE 5x32A/400V 1 CEE 5x16A/400V 3 Protection contact 230V	1 KV M32 from below	1 MCB 16A. 3PC 3 MCB 16A. 1PC 1 RCCB 40/0.03A 4p
236083		1 CEE 5x32A/400V 1 CEE 5x16A/400V 3 Protection contact 230V	1 KV M40 from below	1 MCB 32A.3PC 1 MCB 16A.3PC 3 MCB 16A.1PB 1 RCCB 40/0.03A 4p
296131		2 CEE 5x32A/400V 4 Protection contact 230V	1 KV M32 from above	2 MCB 32A.3PC 3 MCB 16A.1PB 1 RCCB 40/0.03A 4p
277248		1 CEE 5x32A/400V 1 CEE 5x16A/400V 4 Protection contact 230V	2 KV M40 from above	1 MCB 32A.3PC 1 MCB 16A.3PC 3 MCB 16A.1PC 1 RCCB 63/0.03A 4p

**TOP !**
**TOP !**
**TOP !**


Item no. 201515

Tailored, customised equipment according to choice.

# Wall-mounted distributors

## Series 7700



Item no. 279790



Item no. 239304




Item no. 276328

Item no.	Symbole Output	Output	Input	Cable / personal protection
----------	-------------------	--------	-------	--------------------------------

Series 7700 / 336x370x162mm Weight 9-13kg Protection category IP54

Assembly variants



237389		10 Protection contact 230V	1 KV M25 from above	10 MCB 16A.1PB 1 RCCB 40/0.03A 4p
279790		1 CEE 5x16A/400V 3 Protection contact 230V 2 CEE 2x16A/24V	2 KV M32 from above 2 KV M25 from above	1 MCB 16A.3PC 1 MCB 16A.1PC 1 RCCB 40/0.03A 4p 1 MCB 16A.1PC
254021		1 CEE 5x32A/400V 1 CEE 5x16A/400V 3 Protection contact 230V	2 KV M32 from below	1 Neozed 32A 3 Neozed 16A 1 RCCB 63/0.03A 4p
239304		1 CEE 5x32A/400V 1 CEE 5x16A/400V 4 Protection contact 230V	1 KV M32 from below	1 MCB 32A.3PC 1 MCB 16A.3PC 4 MCB 16A.1PB 1 RCCB 63/0.03A 4p
255014		1 CEE 5x32A/400V 2 CEE 5x16A/400V 2 Protection contact 230V	1 KV M32 from above	1 MCB 32A.3PC 2 MCB 16A.3PC 2 MCB 16A.3PC 1 RCCB 25/0.03A 4p
237386		1 CEE 5x32A/400V 2 CEE 5x16A/400V 4 Protection contact 230V	1 KV M32 from below	1 MCB 32A.3PC 2 MCB 16A.3PC 4 MCB 16A.1PB 1 RCCB 63/0.03A 4p
294993		1 CEE 5x63A/400V 1 CEE 5x32A/400V 1 CEE 5x16A/400V 2 Protection contact 230V	2 KV M40 from below	1 MCB 63A.3PC 1 MCB 32A.3PC 1 MCB 16A.3PC 2 MCB 16A.1PB 1 RCCB 63/0.03A 4p
290635		1 CEE 5x63A/400V 1 CEE 5x32A/400V 1 CEE 5x16A/400V 3 Protection contact 230V	1 KV M40 from below 1 BV M40 from above	1 MCB 63A.3PC 1 MCB 32A.3PC 1 MCB 16A.3PC 3 MCB 16A.1PB 1 RCCB 63/0.03A 4p
237388		1 CEE 5x63A/400V 1 CEE 5x32A/400V 1 CEE 5x16A/400V 3 Protection contact 230V	1 KV M40 from above	no fuse 1 MCB 32A.3PC 1 MCB 16A.3PC 3 MCB 16A.1PB 1 RCCB 63/0.03A 4p
262346		1 CEE 5x63A/400V 1 CEE 5x32A/400V 1 CEE 5x16A/400V 3 Protection contact 230V	2 KV M40 from below	1 MCB 63A.3PC 1 MCB 32A.3PC 1 MCB 16A.3PC 3 MCB 16A.1PB 1 RCCB 63/0.03A 4p
276328		1 CEE 4x63A/500V 1 CEE 4x32A/500V	1 KV M32 from above	1 MCB 32A.3PC 1 RCCB 63/0.03A 4p 1 RCCB 40/0.03A 4p
296829		1 CEE 5x63A/400V 1 CEE 5x16A/400V 4 Protection contact 230V 2 RJ45	1 KV M40 from above 1 KV M32 from above	1 MCB 63A.3PC 1 MCB 16A.3PC 4 MCB 16A.1PB 1 RCCB 63/0.03A 4p

TOP !

TOP !



**Series 7800**

Item no.	Symbolic Output	Output	Input	Cable / personal protection
----------	-----------------	--------	-------	-----------------------------

**Series 7800 / 360x500x133mm Weight 13-20kg Protection category IP54**

Assembly variants



295253		2 CEE 5x32A/400V 2 CEE 5x16A/400V 4 Protection contact 230V	2 KV M32 from above	2 MCB 32A.3PC 2 MCB 16A.3PC 4 MCB 16A.1PC 1 RCCB 63/0,03A 4p
208434		2 CEE 5x32A/400V 2 CEE 5x16A/400V 4 CEE 3x16A/230V	1 KV M32 from below	2 Neozed 32A 2 Neozed 16A 4 MCB 16A.1PC 1 RCCB 63/0,03A 4p
255747		1 CEE 5x32A/400V 2 CEE 5x16A/400V 6 Protection contact 230V	1 KV M32 from below	1 MCB 32A.3PC 2 MCB 16A.3PC 6 MCB 16A.1PC 1 RCCB 63/0,03A 4p
294635		1 CEE 5x32A/400V 5 CEE 5x16A/400V	1 KV M32 from below	1 MCB 32A.3PC 5 MCB 16A.1PC 1 RCCB 40/0,03A 4p
267683		6 CEE 5x32A/400V	1 KV M50 from above 1 KV M20 from above	Neozed 32A
295152		1 CEE 5x63A/400V 1 CEE 5x32A/400V 1 CEE 5x16A/400V 3 Protection contact 230V	2 KV M50 from below	1 MCB 63A.3PC 1 MCB 32A.3PC 1 MCB 16A.3PC 3 MCB 16A.1PC 1 RCCB 100/0,03A 4p
205667		1 CEE 5x63A/400V 1 CEE 5x32A/400V 1 CEE 5x16A/400V 3 Protection contact 230V	2 KV M40 from below	Neozed 63A Neozed 32A Neozed 16A 3 MCB 16A.1PB 1 RCCB 63/0,03A 4p
249630		1 CEE 5x63A/400V 1 CEE 5x32A/400V 1 CEE 5x16A/400V 3 Protection contact 230V	2 KV M40 from below	1 Linocur 63A 1 Linocur 25A 1 Linocur 16A 3 MCB 16A.1PC 1 RCCB 63/0,03A 4p
291773		1 CEE 5x63A/400V 1 CEE 5x32A/400V 1 CEE 5x16A/400V 3 Protection contact 230V	1 KV M50 from below 1 KV M16 from below	1 Neozed 63A 1 Neozed 32A 1 Neozed 16A 3 MCB 16A.1PB 1 RCCB 63/0,03A 4p
242067		1 CEE 5x63A/400V 2 CEE 5x32A/400V 1 CEE 5x16A/400V 2 Protection contact 230V	2 KV M40 from below	Neozed 63A 2 MCB 32A.3PC 1 MCB 16A.3PC 1 MCB 16A.1PB 2 RCCB 63/0,03A 4p

**TOP !**
**TOP !**
**TOP !**

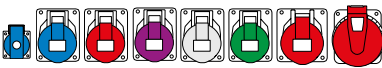
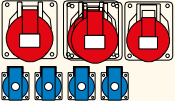
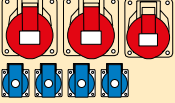
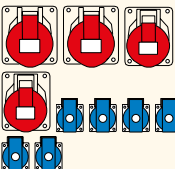
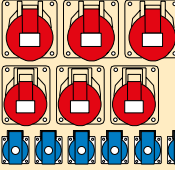
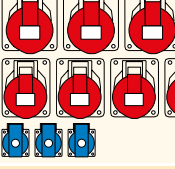
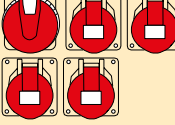
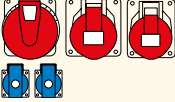
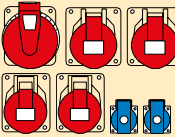

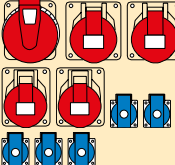

Item no. 242067

# Wall-mounted distributors

## Series 7900



Series 7900

Item no.	Symbole Output	Output	Input	Cable / personal protection
<b>Series 7900 / 360x500x173mm Weight 17-25kg Protection category IP54</b> Assembly variants 				
210237		2 CEE 5x32A/400V 1 CEE 5x16A/400V 4 Protection contact 230V	1 CEE 5x63A/400V connector plug mounted on the front plate	2 MCB 32A.3PC 1 MCB 16A.3PC 2 MCB 16A.1PB 1 RCCB 63/0.03A 4p
292744		2 CEE 5x32A/400V 1 CEE 5x16A/400V 4 Protection contact 230V	1 KV M63 from above 1 BV M63 from above 2 BV M63 from below	2 MCB 32A.3PC 1 MCB 16A.3PC 4 MCB 16A.1PB 1 RCCB 63/0.03A 4p
208214		2 CEE 5x32A/400V 2 CEE 5x16A/400V 6 Protection contact 230V	1 KV M40 from below <sup>1)</sup>	2 MCB 32A.3PC 2 MCB 16A.3PC 6 MCB 16A.1PB 1 RCCB 40/0.03A 4p
202418		3 CEE 5x32A/400V 3 CEE 5x16A/400V 6 Protection contact 230V	1 KV M32 from below <sup>1)</sup>	Neozed 25A 3 MCB 16A.3PC 6 MCB 16A.1PB 1 RCCB 63/0.03A 4p
265480		3 CEE 5x32A/400V 3 CEE 5x16A/400V 3 Protection contact 230V	1 KV M63 from below	3 MCB 32A.3PC 3 MCB 16A.3PC 3 MCB 16A.1PB 2 RCCB 63/0.03A 4p
294399		1 CEE 5x63A/400V 4 CEE 5x32A/400V	2 KV M50 from below	1 MCB 63A.3PC 4 MCB 32A.3PC
294864		1 CEE 5x63A/400V 1 CEE 5x32A/400V 1 CEE 5x16A/400V 2 Protection contact 230V	2 KV M63 from below	Neozed 63A 1 MCB 32A.3PC 1 MCB 16A.3PC 2 MCB 16A.1PB 2 RCCB 63/0.03A 4p 1 RCCB 25/0.03A 4p
205292		1 CEE 5x63A/400V 2 CEE 5x32A/400V 2 CEE 5x16A/400V 3 Protection contact 230V	1 KV M63 from below	Neozed 63A 2 MCB 32A.3PC 2 MCB 16A.3PC 3 MCB 16A.1PB 1 RCCB 63/0.03A 4p
296022		1 CEE 5x125A/400V 2 Protection contact 230V	1 KV M63 from above	1 MCB 32A.3PC 2 MCB 16A.1PB 1 RCCB 125/0.03A 4p 2 RCCB 16/0.03A 4p
208217		1 CEE 5x63A/400V 2 CEE 5x32A/400V 2 CEE 5x16A/400V 6 Protection contact 230V	1 KV M40 from below	no fuse 2 MCB 32A.3PC 2 MCB 16A.3PC 6 MCB 16A.1PB 1 RCCB 40/0.03A 4p

TOP !

<sup>1)</sup> Some protective contact sockets are installed laterally on the distributor frame

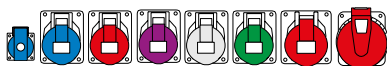
Tailored, customised equipment  
according to choice.

**Series 7900 - Block design / Modular design**

Item no.	Symbol Output	Output	Input	Cable / personal protection
----------	------------------	--------	-------	--------------------------------

**Series 2x 7900 Vertical arrangement / 1000x360x173mm Weight 35kg Protection category IP54**

Assembly variants



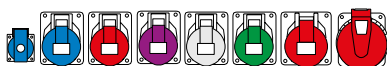
294143		1 CEE 5x32A/400V 1 CEE 5x16A/400V 18 Protection contact 230V	1 CEE 5x63A/400V	1 MCB 32A.3PC 1 MCB 16A.3PC 15 MCB 16A.1PB 3 MCB 16A.1PB 1 RCCB 63/0,03A 4p 1 main switch 63A
--------	--	---	------------------	--



Series 2x 7900 /  
Image similar

**Series 2x 7900 Horizontal arrangement / 500x720x173mm Weight 40kg Protection category IP54**

Assembly variants



294866		1 CEE 5x63A/400V 1 CEE 5x32A/400V 1 CEE 5x16A/400V 2 isolation transformer 230/230V 630VA 2 Protective contact 230V	2 KV M63 from below	Neozed 63A 1 MCB 32A.3PC 1 MCB 16A.3PC 2 MCB 16A.1PB 2 RCCB 63/0,03A 4p 1 RCCB 25/0,03A 4p 2 MCB 10A.1PC
--------	--	--	------------------------	--



Series 2x 7900 /  
Image similar

**Series 3x 7900 Horizontal arrangement / 500x1080x173mm Weight 75kg Protection category IP54**

Assembly variants



276994		1 CEE 5x32A/400V 3 CEE 5x16A/400V 4 Protection contact 230V	1 KV M40 from below	1 main switch 63A 3p 1 RCCB 63/0.03A 4p 1 MCB 32A.3PC 2 MCB 25A.3PC 7 MCB 16A.3PC 5 MCB 16A.1PC 1 MCB 6A.1PC
--------	--	--	------------------------	---



Series 3x 7900 /  
Image similar

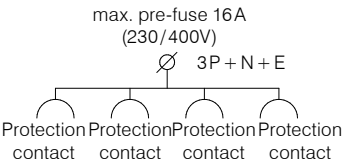
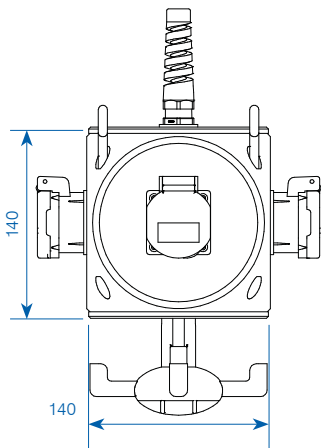
Tailored, customised equipment according to choice.

# Plastic hanging distributors

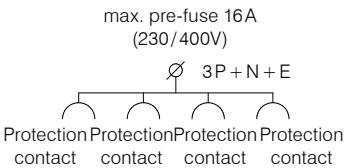
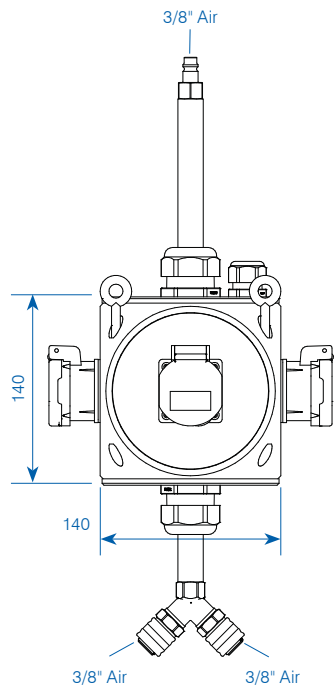
## Plastic hanging distributors



Item no. 298610



Item no. 288656



Energy from the air or suspended above the workplace is even easier and more efficient to realise today! The handy, robust and compact plastic distributor made of impact-resistant polyamide is individually equipped for the desired application. Different applications require different products - above all in laboratory and medical technology, but the wall-mounted distributors made of solid plastic are also used in other areas.

### Product features

- compact design: modular construction, allows for a multitude of variants and appearances
- can be used as suspended or mobile distributor
- including anchor handle on the underside of the housing (art. no. 298610 / 289255)
- with integrated air connection on underside of enclosure (art. no. 288656)
- Inputs: cable glands and wiring on terminals on the cover plate (also for several circuits), CEE appliance plugs, appliance cables
- Including suspension set (4 galvanised steel cables (L=300mm) with eyelets)

Item no.	Symbols output	Output	Input	Cable / personal protection	Housing colour
----------	----------------	--------	-------	-----------------------------	----------------

### Plastic hanging distributor / 140x140x240mm Protection category IP44

Assembly variants



298610		4×Protection contact	1×KV M20	max. pre-fuse 16A	yellow
289255		2×Protection contact 2×CEE 16/5	1×KV M20 1×KV M25	max. pre-use 16A	yellow
288656		4×Protection contact 2×Compressed air 3 / 8 One-hand quick coupling	1×KV M20 1×Compressed air 3 / 8 plug nipple	max. pre-fuse 16A	yellow

Tailored, customised equipment according to choice.

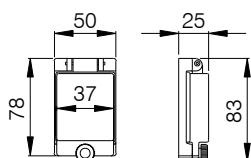
## Automated unit protective caps

Various protective caps are available to choose from as loose construction elements. These components are generally permanently integrated into the housing cover, however they are available for individual processing. The transparent caps are made from impact-resistant polycarbonate and have seaLP in the lower section. A powerful torsion spring guarantees clean closure which can be improved even further with an adjusting screw. This protects the installed parts from the penetration of dirt and moisture. The width of the flaps is aLPo expressed according to their capacity in modules (corresponding to a 1-pin MCB with b=18 mm).

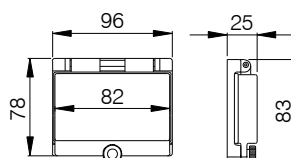


Series	miniature circuit breakers under transparent protective cap
1400	2
2516	4
3800	11
7200	7
7300	9
7400	17 (13 + 4 per transparent protective cap)
7700	21 (17 + 4 per transparent protective cap)
7800	51 (17 per transparent protective cap)
7900	51 (17 per transparent protective cap)

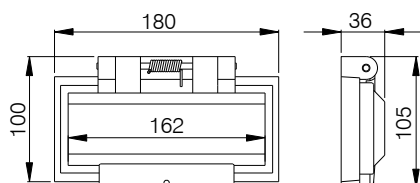
Item no.	Designation
100484	2-module protective cap (37 mm)
201066	4.5-module protective cap (82mm)
118752	9-module protective cap (162mm)
118750	10.5-module protective cap (195mm)
231797	13-module protective cap (232mm)
203000	17-module protective cap (308mm)
206598	Knurled screw M4x18 mm



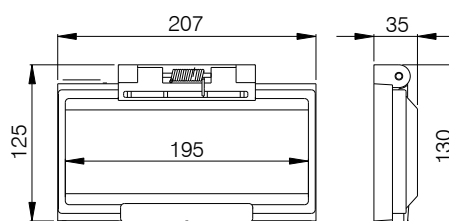
Item no. 100484



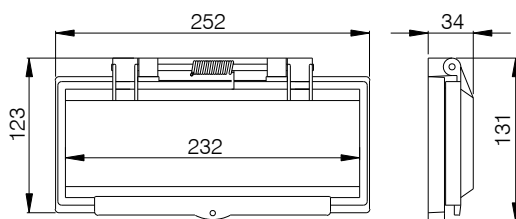
Item no. 201066



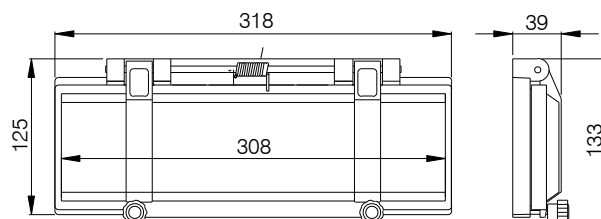
Item no. 118752



Item no. 118750



Item no. 231797



Item no. 203000



# System safety switches

## System safety switches

### System main switches / safety isolator switches



System main switch with EMERGENCY STOP function



Safety isolator or maintenance switches

#### Product features

- 3-pin switch with N and PE terminal
- Operating power rating at 50-60 Hz, AC23, 400/415V
- Operating current rating AC22, 400/415V
- Safety isolator switches with auxiliary contacts 1M+1B

Type	Dimensions in mm	Housing colour	Item no. System main switch with EMERGENCY STOP function	Item no. Safety isolator switches	Item no. EMERGENCY STOP mushroom button
1212	125x125x76	grey	256926	256959	232588
1212	125x125x76	black	256925	256958	241708
1812	125x180x90	grey	256927	256963	
1812	125x180x90	black	256928	256961	
1616	160x160x90	grey	256930	256965	
1616	160x160x90	black	256929	256964	
2516	160x250x90	grey	256923	256924	
2516	160x250x90	black	256416	256920	
3020	200x300x90	grey	256941	256974	
3020	200x300x90	black	256940	256973	
3800	250x360x133	grey	256943	256976	
3800	250x360x133	black	256942	256975	

### EMERGENCY STOP mushroom button / "OFF" indicator light



EMERGENCY STOP mushroom button with locking mechanism "tamper-proof"



EMERGENCY STOP mushroom button with locking mechanism



"OFF" indicator light with ratchet wheel



"OFF" indicator light with handle lock

### Safety and control switch combinations



Safety and control switch combination



Combination of multiple safety switches



Specialist combinations with integrated high current sockets as service sockets or as a power connection for conversion or repair work



## Terminal distributors

The carefully thought-out development and flawless finish of GIFAS terminal distributors guarantee maximum flexibility in use. Whether it is on uneven ground, in confined, narrow spaces or in industry, the chemical sector or in tunnels: with our sockets, your installations are flexible and rational. We produce all our sockets precisely in accordance with your specifications and requirements. Benefit from GIFAS's trademark quality and experience.

### Product properties

- Conventional components for individual expansion
- Wall-mounted installation via internal anchor points that are separate from the wiring space
- Subsequent on site adaptation possible
- Effortless installation of control and signalling units
- All penetrations on the housing with thread
- Wall thickness from 7 - 15 mm, reinforced corner construction
- Cover screws rust-free A4, captive
- High protection category
- Terminal distributors can be combined with each other

### With our system, you remain flexible!



Seal channel, sealing part and rubber seal ensure a high protection category (IP 65)



Mounting holes outside the terminal area for complete protective isolation



Wall thickness from 7 to 15 mm, even for use in extreme conditions



Housing: special mixture of butyl rubber, therefore self-extinguishing and halogen-free



Cover: made from polycarbonate, self-extinguishing and halogen-free

The notes set out above relate to the solid rubber branch sockets. This information only applies to a limited extent for fire-proof branch sockets.

### Housing

The housings exhibit a sophisticated construction and superlative material quality. Ten housings are available in various sizes and shapes, as well as in the colours electric grey RAL 7035 and black.



### Cable glands

A selected range is available for installation featuring particular material properties. High density (IP 68) and resistance to chemical influences are the hallmarks of these cable glands.



### Rail

Standardised DIN rails are ideal for the simple and quick installation of terminals or control and signalling units. Subsequent or supplementary installation is possible.



### Terminals

Only high-quality connecting and branch terminals are used for installation as standard.



### Accessories

Mounting panels or tabs made from rust-free stainless steel (V2A/V4A) are available as accessories for uneven ground or in narrow, confined spaces.



### Labelling

Engraving or labels for the clear identification of technical operating notes are available upon request.



# Terminal distributors

## Terminal distributors Series 1010 / 1212 / 1616 / 1812 / 2516 / 3020



### Technical data, Series 1010

For cable diam: up to max. 5x2.5mm<sup>2</sup>  
 Exterior dimensions: 100x100x65mm  
 Interior dimensions: 83x83x52mm

Item no.	Description	
249369	Empty housing 1010 grey	
251021	Empty housing 1010 black	
Series	Equipment versions	Terminals
1010	3 x M16x1.5	None
1010	4 x M16x1.5	None
1010	2 x SCGx1.5	None

### Technical data, Series 1212

For cable diam: up to max. 5x6mm<sup>2</sup>  
 Exterior dimensions: 125x125x76mm  
 Interior dimensions: 108x108x64 mm

Item no.	Description	
207630	Empty housing 1212 grey	
206660	Empty housing 1212 black	
Series	Equipment versions	Terminals in mm²
1212	4 x M16x1.5	3x6
1212	2 x SCGx1.5	5x2,5
1212	3 x SCGx1.5	5x6
1212	4 x SCGx1.5	5x6
1212	1 x M25x1.5 / 2 x SCGx1.5	5x6
1212	1 x M25x1.5 / 3 x SCGx1.5	5x6
1212	2 x M25x1.5	5x6

### Technical data, Series 1616

For cable diam: up to max. 5x16 mm<sup>2</sup>  
 Exterior dimensions: 160x160x90 mm  
 Interior dimensions: 142x142x74 mm

Item no.	Description	
207631	Empty housing 1616 grey	
206662	Empty housing 1616 black	
Series	Equipment versions	Terminals in mm²
1616	3 x SCGx1.5	5x6
1616	4 x SCGx1.5	5x6
1616	6 x SCGx1.5	5x6
1616	3 x M25x1.5	5x6
1616	4 x M25x1.5	5x10
1616	2 x M32x1.5	5x10
1616	2 x M32x1.5 / 2 x SCGx1.5	5x16
1616	2 x M32x1.5 / 2 x M25x1.5	5x16

Other designs available upon request.



### Technical data, Series 1812

For cable diam: up to max. 5x10mm<sup>2</sup>  
 Exterior dimensions: 180x125x90mm  
 Interior dimensions: 157x107x74mm

Item no.	Description	
207633	Empty housing 1812 grey	
206663	Empty housing 1812 black	
Series	Equipment versions	Terminals in mm²
1812	3 x SCGx1.5	5x6
1812	4 x SCGx1.5	5x6
1812	2 x M25x1.5	5x6
1812	3 x M25x1.5	5 6
1812	2 x M32x1.5	5x16
1812	2 x M25x1.5 / 2 x SCGx1.5	5x10
1812	2 x M25x1.5 / 3 x SCGx1.5	5x16

### Technical data, Series 2516

For cable diam: up to max. 5x25mm<sup>2</sup>  
 Exterior dimensions: 250x160x90mm  
 Interior dimensions: 229x141x74mm

Item no.	Description	
207634	Empty housing 2516 grey	
206665	Empty housing 2516 black	
Series	Equipment versions	Terminals in mm²
2516	6 x SCGx1.5	18x2,5
2516	3 x M25x1.5	5x10
2516	4 x M25x1.5	5x10
2516	5 x M25x1.5	5x16
2516	3 x M32x1.5	5x16
2516	4 x M32x1.5	5x35
2516	2 x M40x1.5	5x35
2516	3 x M40x1.5	5x35

### Technical data, Series 3020

For cable diam: up to max. 5x35mm<sup>2</sup>  
 Exterior dimensions: 300x200x110mm  
 Interior dimensions: 281x182x94mm

Item no.	Description	
233882	Empty housing 3020 grey	
233861	Empty housing 3020 black	
Series	Equipment versions	Terminals in mm²
3020	3 x M32x1.5	5x35
3020	2 x M50x1.5	5x70
3020	10 x SCGx1.5	10x6

## Terminal distributors

### Series 3800 / 3900 / 7800 / 7900



#### Technical data, Series 3800

For cable diam: up to max. 5x70mm<sup>2</sup>  
 Exterior dimensions: 360x250x133mm  
 Interior dimensions: 327x220x106mm

Item no.	Description	
208449	Empty housing 3800 grey	
207848	Empty housing 3800 black	
Series	Equipment versions	Terminals in mm²
3800	4 x M40x1.5	5 x70
3800	2 x M63x1.5	5 x120

#### Technical data, Series 3900\*

For cable diam: up to max. 5x95mm<sup>2</sup>  
 Exterior dimensions: 360x250x173mm  
 Interior dimensions: 327x220x144mm

Item no.	Description
207849	Empty housing 3900 black

#### Technical data, Series 7800

For cable diam: up to max. 5x150mm<sup>2</sup>  
 Exterior dimensions: 500x360x133mm  
 Interior dimensions: 447x327x106mm

Item no.	Description	
237992	Empty housing 7800 grey	
207846	Empty housing 7800 black	
Series	Equipment versions	Terminals in mm²
7800	4 x M50x1.5	5x120
7800	1 x special cable gland (cable 46-60 cm) / 4 x M50x1.5	5x120
7800	10 x M32x1.5	5x240

#### Technical data, Series 7900\*

For cable diam: up to max. 5x240mm<sup>2</sup>  
 Exterior dimensions: 500x360x173mm  
 Interior dimensions: 447x327x144mm

Item no.	Description
207847	Empty housing 7900 black

\*Housing series 3900 and 7900 have a larger installation depth than series 3800 and 7800 (+ 40mm). This is used, for example, when all of the cable glands are located in the same side wall or if terminals are installed in a tiered fashion.

## Accessories for terminal distributors



Mounting panel

Mounting plates

Mounting tabs

#### Mounting panel

For the assembly of inner mounting modules, we recommend the use of a mounting panel to match series 3800, 3900, 7800 and 7900.

#### Mounting plates

Solid steel plates that are mounted over their entire surface on the back of the socket. Protruding above is the hanging or mounting panel with one, two or three anchor holes (generous "key" holes).

Series	Design options
1010	quadratic
1212	quadratic
1616	quadratic
1812	transverse or tall
2516	transverse or tall
3020	transverse or tall
3800	transverse
3900	transverse


#### Mounting tabs

Tabs are mounted continuously on the left and right of the back of the housing. There is a protruding mounting area with generous anchor holes above and below.

Series	Design options
1010	long/transverse
1212	long/transverse
1812	long/transverse, long/tall
1616	long/transverse
2516	long/transverse, long/tall
3020	long/transverse, long/tall
3800	long/transverse
3900	long/transverse
7800	long/transverse
7900	long/transverse

Other designs available upon request.

## Series 332 / 442 / 462 / 662




Item no.	Symbols Output	Output	Input	Cable / personal protection
----------	-------------------	--------	-------	--------------------------------

### Series 332 / Solid rubber distributor2516 300×380×210mm Weight 22kg Protection category IP54

293972		2 Protective contact 230V	1 KV M20 from below Door lock, double-bit	1 RCCP/MCB 16/0,03A.2P
--------	--	------------------------------	--	---------------------------

293974 Series 332 (with illustrated equipment) mounted on standpipe, height 600mm

293975 Series 332 (with illustrated equipment) mounted on standpipe, height 800mm



### Series 442 / Solid rubber distributor2516 / 1212 400×400×210mm Weight 28kg Protection category IP54

293976		1 CEE 5x16A/400V 2 Protective contact 230V	1 KV M25 from below Door lock, double-bit	1 RCCP/MCB 16/0,03A.4P 2 RCCP/MCB 16/0,03A.2P
--------	--	--	--	--

293978 Series 442 (with illustrated equipment) mounted on standpipe, height 600mm

293979 Series 442 (with illustrated equipment) mounted on standpipe, height 800mm




### Series 462 / Solid rubber distributor3800 400×600×210mm Weight 38kg Protection category IP54

293980		1 CEE 5x32A/400V 1 CEE 5x16A/400V 3 Protective contact 230V	1 KV M32 from below Door lock, double-bit	1 RCCB 63/0,03A.4P 1 MCB 32A.3P.C 2 MCB 16A.3P.C
--------	--	--	--	---

293982 Series 462 (with illustrated equipment) mounted on standpipe, height 600mm

293983 Series 462 (with illustrated equipment) mounted on standpipe, height 800mm



### Series 662 / Solid rubber distributor3800 / 1616 600×600×210mm Weight 42kg Protection category IP54

293984		1 CEE 5x63A/400V 1 CEE 5x32A/400V 1 CEE 5x16A/400V 3 Protective contact 230V	1 KV M32 from below Door lock, double-bit	2 RCCB 63/0,03A.4P 1 MCB 32A.3P.C 1 MCB 16A.3P.C 1 MCB 16A.1P.C
--------	--	--	--	---

293986 Series 662 (with illustrated equipment) mounted on standpipe, height 600mm

293987 Series 662 (with illustrated equipment) mounted on standpipe, height 800mm

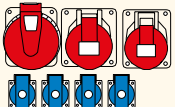
Material type for all above listed article numbers is V2A stainless steel.



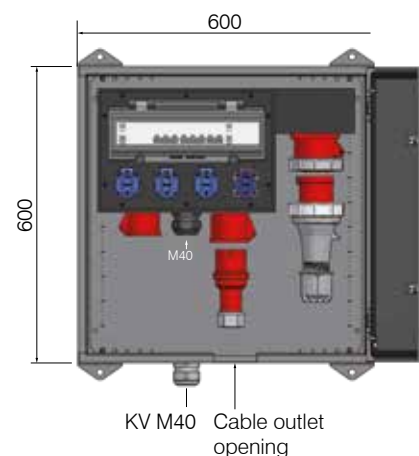
## Series 663 / 683

Item no.	Symbols Output	Output	Input	Cable / personal protection
----------	-------------------	--------	-------	--------------------------------

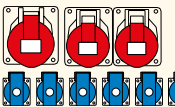
### Series 663 / Solid rubber distributor3800 / 1616 600×600×300mm Weight 48kg Protection category IP54

293988		1 CEE 5x63A/400V 1 CEE 5x32A/400V 1 CEE 5x16A/400V 4 Protective contact 230V	1 KV M40 from below Door lock, double-bit	2 RCCB 63/0,03A.4P 1 MCB 32A.3PC 1 MCB 16A.3PC 2 MCB 16A.1PC
--------	---	--	--	--

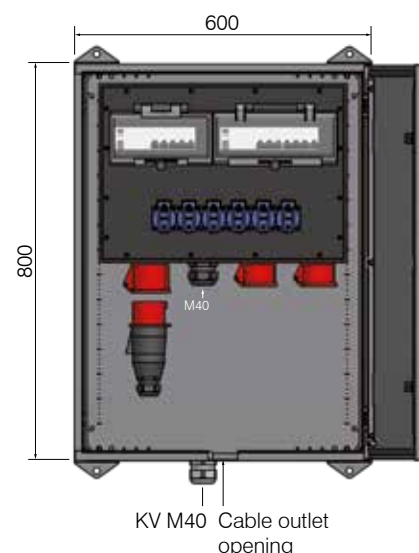
293990	Series 663 (with illustrated equipment) mounted on standpipe, height 600mm			
293991	Series 663 (with illustrated equipment) mounted on standpipe, height 800mm			



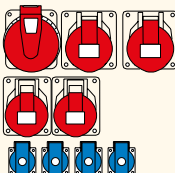
### Series 683 / Solid rubber distributor7800 600×800×300mm Weight 50kg Protection category IP54

293992		1 CEE 5x32A/400V 2 CEE 5x16A/400V 6 Protective contact 230V	1 KV M40 from below Door lock, double-bit	2 RCCB 63/0,03A.4P 1 MCB 32A.3PC 2 MCB 16A.3PC 3 MCB 16A.1PC
--------	---	--	--	--


293994	Series 663 ((with illustrated equipment) mounted on standpipe, height 600mm			
293995	Series 663 (with illustrated equipment) mounted on standpipe, height 800mm			



### Series 683 / Solid rubber distributor7800 / 1616 600×800×300mm Weight 50kg Protection category IP54

293996		1 CEE 5x63A/400V 2 CEE 5x32A/400V 2 CEE 5x16A/400V 4 Protective contact 230V	1 KV M50 from below Door lock, double-bit	3 RCCB 63/0,03A.4P 2 RCCP/MCB 16/0,03A.4P 1 MCB 63A.3PC 2 MCB 32A.3PC 2 MCB 16A.3PC
--------	---	--	---	---

293998	Series 663 (with illustrated equipment) mounted on standpipe, height 600mm			
293999	Series 663 (with illustrated equipment) mounted on standpipe, height 800mm			



Material type for all above listed article numbers is V2A stainless steel.

## Application cases wall-mounted distributors





## Application cases wall-mounted distributors



## Application cases wall-mounted distributors





## Application cases wall-mounted distributors





## Application cases system safety switches





## Application cases terminal distributors





## Application cases surface-mounted distributors V2A

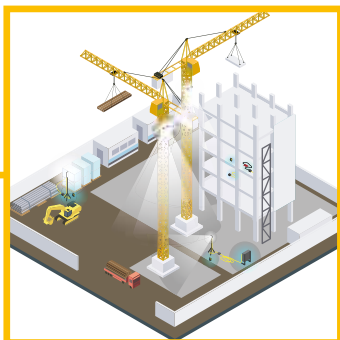


## Application cases surface-mounted distributors V2A



# WE ARE **EXPERTS** IN YOUR FIELD

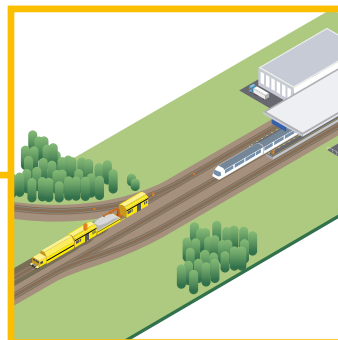
## Wall-mounted distributors



Construction industry



Industrial sector



Transportation

## THE GIFAS WORLD.

All products for your sector at a glance.

More on [www.gifas.de/en/gifas-world](http://www.gifas.de/en/gifas-world)